

ripple **friulsider**




Frame Anchors

- FM X 5
- TUP 4
- **TUP 3**
- TUP
- TPF
- TMF

TUP 3

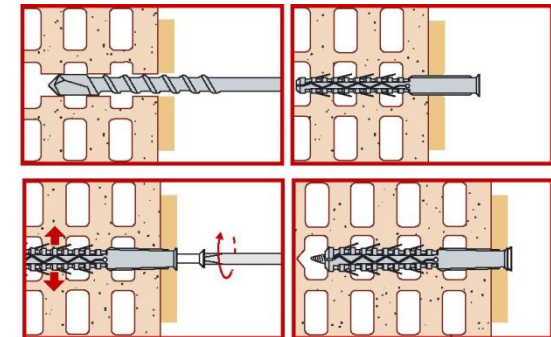

LONG NYLON HIGH EXPANSION PLUG



THROUGH
FIXING

VERSIONS:

- white zinc plated screw / Stainless steel A4 screw;
- countersunk head screw pozidrive / torx recess;
- hex head screw
- **CONTROLLED EXPANSION:** during application the screw remains in the desired position due to the locating groove inside the plug.
- **NON-CUTTING THREAD** designed to prevent internal damage to the plug when the screw is applied
- **HIGH RESISTANCE:** wider screw diameter and thicker thread enhances the performance.



- concrete
- solid brick
- honeycomb brick
- cell like clay brick
- light weight honeycomb brick
- hollow dense aggregate block
- hollow light aggregate block
- aerated concrete
- solid stone

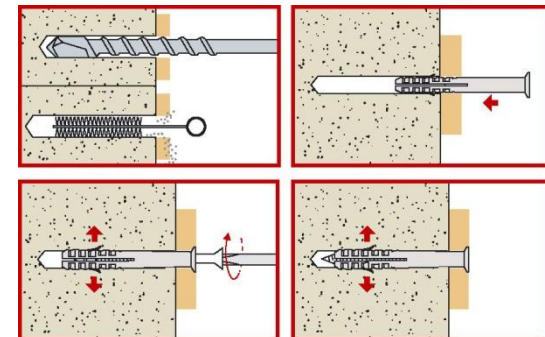
LONG NYLON COUNTERSUNK PLUG



THROUGH
FIXING

VERSIONS:

- countersunk head screw pozidrive recess;
- countersunk head Screw torx recess;
- hex head screw.
- **HIGH PERFORMANCE** ensured by the internal and external design of the plug.
- **COUNTERSUNK RIM** to avoid pull through and causing damage to the material surface when fixing thin objects.
- **ANTIROTATION** ensured by the external wings and correct expansion of the plug.

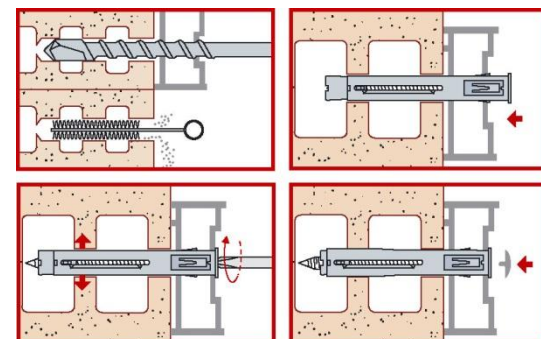


- concrete
- solid brick
- honeycomb brick
- cell like clay brick
- light weight honeycomb brick
- hollow dense aggregate block
- hollow light aggregate block
- aerated concrete
- solid stone



THROUGH
FIXING

- **LONG THROUGH NYLON ANCHOR**
for fixing plastic and aluminium window and door frames.
- **HIGH PERFORMANCE** ensured by the plug's shape and by the expansion cone granting stability of the fixing over time.
- **HIGH ANTI-CORROSION PROTECTION:** the steel screw is completely contained in the polyamide plug.



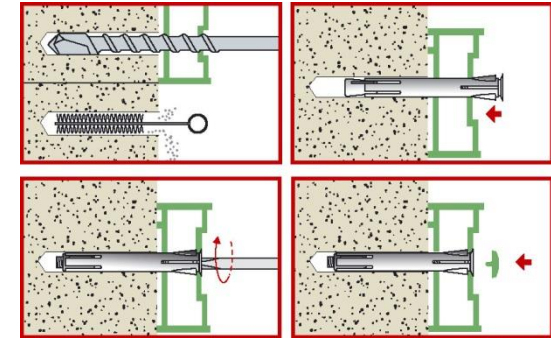
- concrete
- solid brick
- honeycomb brick
- cell like clay brick
- light weight honeycomb brick
- hollow dense aggregate block
- hollow light aggregate block
- aerated concrete
- solid stone

LONG METAL SLEEVE FRAME ANCHOR



THROUGH
FIXING

- **PREASSEMBLED THROUGH ANCHOR** in sheet steel with a wide range of sizes.
- **HIGH PERFORMANCE** ensured by the plug's shape and by the expansion cone granting stability of the fixing over time.
- **HIGH RESISTANCE TO CORROSION:** due to the hot dip galvanised plating.



- concrete
- solid brick
- honeycomb brick
- cell like clay brick
- light weight honeycomb brick
- hollow dense aggregate block
- hollow light aggregate block
- aerated concrete
- solid stone

